


















Rank	Competitor	Age	Club	RT	PTS	Result	
1	 Declan Budd (V)	S14	18	0.67	827	<b>57.72</b> Entry: 56.56 <b>+1.16</b>	Q
	50m: 27.27 100m: 57.72 (30.45)						
2	 Asher Smith-Fraser	S14	20 	0.67	771	<b>59.07</b> Entry: 58.87 <b>+0.20</b>	Q
	50m: 27.51 100m: 59.07 (31.56)						
3	 Daniel Smith	S19	17 	0.64	751	<b>1:02.15</b> Entry: 1:00.12 <b>+2.03</b>	Q
	50m: 27.90 100m: 1:02.15 (34.25)						
4	 Ogiwara Kotaro	S8	23	0.74	687	<b>1:07.07</b> Entry: 1:06.02 <b>+1.05</b>	Q
	50m: 30.43 100m: 1:07.07 (36.64)						
5	 Daniel Rigby (V)	S9	18		679	<b>1:05.06</b> Entry: 1:04.29 <b>+0.77</b>	Q
	50m: 30.50 100m: 1:05.06 (34.56)						
6	 Beau Matthews	S10	17	0.61	655	<b>1:02.35</b> Entry: 1:00.06 <b>+2.29</b>	Q
	50m: 28.80 100m: 1:02.35 (33.55)						
7	 Joshua Willmer	S9	21 	0.68	568	<b>1:09.05</b> Entry: 1:17.20 <b>-8.15</b>	Q
	50m: 31.02 100m: 1:09.05 (38.03)						
8	 David Beck	S14	29 	0.82	454	<b>1:10.46</b> Entry: 1:05.95 <b>+4.51</b>	Q
	50m: 31.24 100m: 1:10.46 (39.22)						
9	 Lance Dustow	S19	25 	0.90	447	<b>1:13.88</b> Entry: 1:12.90 <b>+0.98</b>	
	50m: 33.84 100m: 1:13.88 (40.04)						
10	 Artur Chernenko	S14	21 	0.73	344	<b>1:17.29</b> Entry: 1:16.93 <b>+0.36</b>	
	50m: 34.78 100m: 1:17.29 (42.51)						
11	 Jonty Howland	S6	15	0.65	266	<b>1:49.20</b> Entry: 1:44.80 <b>+4.40</b>	
	50m: 51.41 100m: 1:49.20 (57.79)						